

NOMA based Resource Allocation and Mobility Enhancement Framework for IoT in Next Generation Cellular Networks

Raouf Abozariba, *Member, IEEE*, Muhammad Kamran Naeem, *Member, IEEE*, Mohammad Patwary, *Senior Member, IEEE*, Mir Seyedebrahimi, Adel Aneiba, and Peter Bull, *Member, IEEE*

Abstract—With the unprecedented technological advances witnessed in the last two decades, more devices are connected to the internet, forming what is called internet of things (IoT). IoT devices with heterogeneous characteristics and quality of experience (QoE) requirements may engage in spectrum market due to scarcity of radio resources. We propose a framework to efficiently quantify and supply radio resources to the IoT devices by developing intelligent systems. The primary goal of the paper is to study the effect of the next cellular generation wireless connectivity characteristics with non-orthogonal multiple access technique (NOMA) on providing connection to clustered IoT devices. We first demonstrate analytically how the distribution and QoE requirements of IoT devices impacts the required number of radio resources. We then show that in a standard auction algorithm extended to allow for implementation of incentive and other complementary processes in clustered approach, bids informed by our proposed system enhance the radio resource utilization efficiency of the IoT service providers. Our results suggest substantial reduction in the number of sub-carriers required when compared to conventional orthogonal multiple access (OMA) model. The results also show our intelligent clustering is scalable and adaptable to the cellular environment. Ability to move spectrum usages from one cluster to other clusters after borrowing when a cluster has less user or move out of the boundary is another soft feature that contributes to the reported radio resource utilization efficiency. Moreover, the proposed framework provides IoT service providers cost estimation to control their spectrum acquisition to achieve QoE with guaranteed bit rate (GBR) and non-guaranteed bit rate (Non-GBR).

Index Terms—Resource allocation, IoT, 5G networks, NOMA, optimization, clustering

Raouf Abozariba, School of Computing and Communications, Lancaster University, Lancaster LA1 4WA, United Kingdom. Tel: +447429234875, Email: r.abozariba@ieee.org.

Muhammad Kamran Naeem, Research Innovation and Enterprise, Southampton Solent University, Southampton SO14 0YN, United Kingdom. Tel: +447917192562, Email: kamran.naeem@ieee.org.

Mohammad Patwary, Centre for Cloud Computing (CCC), School of Computing and Digital Technologies, Birmingham City University, Birmingham B4 7BD, United Kingdom. Tel: +447803495434, Email: mohammad.patwary@bcu.ac.uk.

Mir Seyedebrahimi, Centre for Cloud Computing (CCC), School of Computing and Digital Technologies, Birmingham City University, Birmingham B4 7BD, United Kingdom. Tel: +441213317545, Email: mir.seyedebrahimi@bcu.ac.uk.

Adel Aneiba, Centre for Cloud Computing (CCC), School of Computing and Digital Technologies, Birmingham City University, Birmingham B4 7BD, United Kingdom. Tel: +441213317494, Email: adel.aneiba@bcu.ac.uk.

Peter Bull, Centre for Cloud Computing (CCC), School of Computing and Digital Technologies, Birmingham City University, Birmingham B4 7BD, United Kingdom. Tel: , Email: peter.bull@bcu.ac.uk.

I. INTRODUCTION

The Internet of Things (IoT) refers to the interconnection of uniquely-identifiable embedded devices within the Internet infrastructure. It is forecast that in the next few years we will witness a deployment of billions more connected devices, enabling new, wide-ranging use cases, including energy and utility monitoring, health-care, process automation and mission-critical services [1]–[3]. This will generate significant amount of traffic, transmitted over the radio frequency spectrum [4].

Typically wireless IoT traffic is transmitted over unlicensed spectrum such as the instrument, scientific and medical (ISM) bands. For future sustainability of the IoT technology, however, the question is whether the ISM bands, used by the underlying Internet architecture, such as LoRa, Sigfox, Weightless and many other platforms will be flexible enough to stretch to the potential of IoT. For example, low-latency and high-throughput requirements are expected to be necessary to support use cases such as health monitoring and V2X communications. Currently these applications are beyond the capability of current IoT platforms. One solution to provide connectivity and to address the spectrum demands of the IoT devices is cellular networks, enabling a wide range of data rates with high availability and reliability. Other advantages of cellular networks such as 5G-NR over traditional IoT wireless access technologies include; improvement of global coverage, long-term availability and technological advantages with respect to spectral efficiency, latency and data throughput.

Non-orthogonal multiple access (NOMA) has been considered as a promising candidate to increase the connectivity in future cellular networks. The use of NOMA not only ensures the user with poor channel conditions is served but also users with better channel conditions can concurrently utilize the same bandwidth resources. In addition to the spectral efficiency gain of NOMA, research in this area has demonstrated that NOMA can effectively support massive connectivity, an important characteristic to ensuring the forthcoming 5G network support the IoT industry [5].

The rest of the paper is organized as follows: The literature review is elaborated in section II; the system model is described in section III; the dynamic spectrum allocation framework is presented in section IV; mobility management model is defined in section V; performance analysis of the proposed frameworks have been presented in section VI along with the comparison of existing frameworks to evaluate the

performance of the proposed framework followed by conclusion in section VII.

II. RELATED WORK

5G cellular systems, with its promised reliability, scalability, and efficiency in terms of cost and spectrum utilization, is expected to be a key enabler for IoT technology [6]. Therefore, IoT provision in 5G wireless communication systems has been addressed in the literature to provide wireless connectivity to IoT devices and to meet the requirements of heterogeneous use cases. For example, a low-cost and low-complexity operation of IoT communications in 5G networks to support massive connection density of low-rate and low-power devices has been proposed in [7]. Low latency IoT applications and their requirements in the context of 5G networks are discussed in [8]. Palattella et al. have characterized the potential of 5G for the IoT in [9], considering both the technological aspects and their implications on business models and strategies. The authors in [10] proposed a scheme that is expected to achieve the uplink data rate for critical tasks in cellular based IoT networks.

In order to maximize the spectral efficiency and to support machine-type communications (MTC) within 5G networks, power-domain NOMA has been considered by the research community as a promising approach. Liu et. al. in [11] have investigated the simultaneous wireless information and power transfer using NOMA within 5G. Recently, several research studies have identified the potential benefits of NOMA in both the downlink and uplink to support IoT services within 5G cellular networks [12]. For example, the authors in [13] proposed an edge computing aware NOMA technique which leverages uplink NOMA in reducing users' uplink energy consumption. To overcome the challenge of providing connectivity to a large number of IoT devices, the authors in [14] proposed a power-domain uplink NOMA scheme for narrow band IoT systems. A review study, surveyed recent advancements in NOMA for IoT communications and describes its benefits and challenges, can be found in [15].

NOMA serves multiple users simultaneously using the same sub-carrier, at the cost of increased intra-cell interference. To mitigate intra-cell interference, efficient NOMA design (e.g., user clustering and resource allocation) along with successive interference cancellation techniques/schemes has been considered in the literature to manage large number of devices as discussed in [16]. Clustering technique in NOMA is paramount as it provides a way to allocate resources efficiently with minimum interference. A NOMA based clustering scheme is proposed by Ali et al. in [17] and considers the channel gain difference among users to form clusters and optimize their respective power allocations to increase throughput. A NOMA based optimization framework is proposed by Kiani et al. in [13] that minimizes the energy consumption of the users by optimizing the user clustering and transmit power. An interference aware NOMA framework is presented in [18] that is expected to perform for both intra-cell and inter-cell interference. The authors in [19] proposed a multi-cluster uplink NOMA system and analyze its performance considering

successive interference cancellation (SIC), where users are arranged based on the distance of their serving base station.

Bandwidth allocation challenges for IoT devices by considering spectrum sharing is discussed in [20]. Spectrum leasing scheme, aimed at providing licensed spectrum to new emerging technologies including IoT applications is investigated in [21]. The authors modeled a monopoly market where femto holders bid for spectrum, owned by mobile network operators to increase utility.

One challenge faced by IoT-SPs when acquiring radio resources is the determination of number of resource blocks required and the efficiency of outcomes. In this context, an auction market approach to maintain the QoS of IoT mobile nodes by purchasing bandwidth from the service provider is proposed by [22]. Based on service delay constrain, the aggregated bandwidth requirement is calculated. The authors consider an OMA modulation scheme to obtain the spectral efficiency. However, the problem of calculating the bandwidth requirements to support GBR, in NOMA, has not been addressed. Predictive techniques to estimate the IoT bandwidth requirements carry a degree of uncertainty between expectations and real-world experiences. Therefore, we compute the amount of spectrum required and provide an on-demand based service which runs in small time windows. Furthermore, we characterize the bandwidth demands of the entire IoT devices in a region. Under IoT-SPs strict demands over throughput and transmit power we focus on mechanisms to cluster IoT devices based on their location in reference to the base stations of the CSPs. The main contributions of this paper can be summarized as follows:

- 1) The focus of the paper revolves around NOMA enabled devices, with asynchronous data rate requests, served by IoT-SPs. In this context, NOMA scheme to provide guaranteed bit rate (GBR), required by IoT-SPs, is proposed to optimize the spectrum utilization. This is followed by a spectrum trading market, formulated between IoT service providers and cellular service providers.
- 2) An algorithm to associate IoT devices with BSs, which collectively can provide GBR is presented. This involves finding an appropriate combinations of BSs, leasing radio resources to IoT-SP under transmit power and distance restrictions. An advantage of the proposed algorithm is maximizing the average data rate of IoT devices. Thereafter, a solution developed to find the required number of sub-carrier and minimizes the effect of interference is presented with an emphasis on clustering problems.
- 3) To expedite spectrum utility transfer between operators, a second price auction (SPA) algorithm which matches the requirement of IoT-SPs with CSPs' spectrum availability, in a form of radio slices is provided.
- 4) Finally, an algorithm is given to address IoT device mobility, offering a solution to minimize complexity of re-arranging NOMA clusters. In addition, once the allocation had taken place, the IoT-SP adapts in response to changes in the cell such as new devices entering the cell, yet without causing any service interruption or QoS degradation.

A. IoT future spectrum requirements

Radio spectrum is an essential part of the IoT infrastructure. As IoT networks develop towards maturity, diverse bands may seem more attractive to IoT operations. It is expected that the spectrum bands which could be most appropriate for the IoT services would have a wide range of properties, and thus frequencies, to suit different types of IoT applications are increasingly associated with IoT services. Traditionally, most of the existing IoT services rely on unlicensed spectrum to facilitate wireless links between the IoT devices and their associated access point. However, as the technology evolve to demand more spectrum and the unlicensed spectrum becomes overloaded, an alternative to the unlicensed spectrum is required. A solution which manifest itself as a core part of the future IoT radio architecture is the well studied spectrum sharing. In this paper the attention is focused on the 5G candidate frequencies to support the IoT spectrum demands. It has been noted that IoT traffic is uplink dominant and therefore in this paper we have focused on [23]. In addition the periodic update traffic which occurs when a device transmits status updates to a server on a regular basis and the content data size is usually small and it is therefore neglected. A summary of IoT communication platforms and their features are presented in Table I.

III. SYSTEM MODEL

A. Network Description

The horizontal location of IoT device k is denoted as $\mathbf{w}_k \in \mathbb{R}^{2 \times 1}$, $k \in \{1, 2, \dots, K\}$, where \mathbb{R} is a set of real numbers. We also consider a set of \mathcal{B} base stations (BSs) arbitrarily located in a given region $\subseteq \mathbb{R}^2$. The coverage area of BS b is denoted as R_b . The locations of IoT devices are modeled as homogeneous Poisson point processes (PPPs) with densities λ , with the intensity is sufficiently large to ensure that each BS is active and to capture the notion of large number of IoT devices predicted in 5G networks. Users generate independent requests of $u_{k,t}$ possible data rate at time window t when it has pending data to be sent. The data rate requests by the IoT devices are transmitted wirelessly over reliable local communication channels to an IoT-Hub (e.g. by sending a SERVICE REQUEST message to the IoT-Hub for radio bearer establishment) to initiate access. We use the IoT-Hub to simplify the interaction between the IoT devices and CSPs. This approach allows overhead communication to be established between IoT-devices and IoT-hub over other unlicensed communication channels using platforms such as LoRa and Lightweight. IoT-Hub imposes a set of rules to select between one or more base stations (under strongest cell association). The rules are based on cost associated with providing IoT devices with sub-carriers and to provide connectivity. The rules are periodically updated on the IoT-Hub to reflect changes in established agreements between the CSPs. To generalize the system model, the density of IoT devices is considered to be variable over the BSs coverage area and some cells overlap each other. Furthermore, assume the time is slotted into discrete time slots, during which, the location of IoTs devices are fixed. The analysis provided in

this paper can also be extended to a more complex model, taking into account the mobility of IoT devices as will be shown in Section V. An overview of the network model is illustrated in Figure 1.

To set the stage for the system model, we denote with $\mathcal{N} = \{1, 2, \dots, N\}$ as the set of IoT-Hubs in a macro-cell. IoT-Hubs do not own spectrum bandwidth by default, which implies that in order for the IoT devices to transmit data to their respective servers, they have to rely on CSPs. In addition, let \mathcal{M}_n be the set of IoTs devices which belong to the n th IoT-SP, then we have $\bigcap_{n \in \mathcal{N}} \mathcal{M}_n = \mathcal{M}$. Let $\mathcal{S} = \{1, 2, \dots, S\}$ be the set of CSPs in the region and \mathcal{S}_m denote the set of CSPs who can cover the m th IoTs device, where $m \in \mathcal{M}$, which means that CSP $s \in \mathcal{S}_m$ can provide connectivity to the m th IoT device. The number of CSP which can cover the m th IoT device is represented by

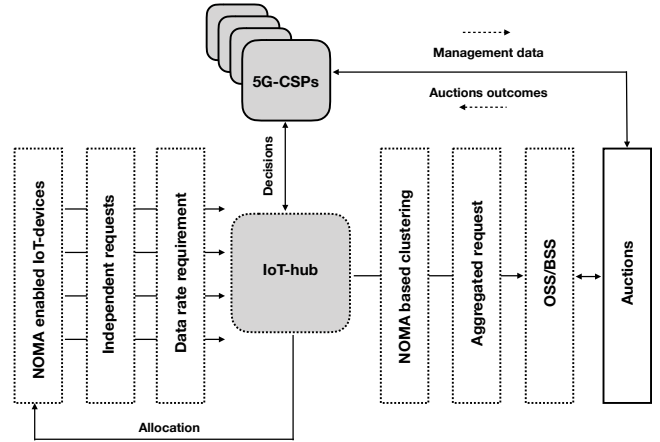


Fig. 1: Block diagram summarizing the methodological steps of the proposed resource allocation and spectrum sharing framework.

$$|\mathcal{S}_m| = \{s_m : |\mathcal{S}_m| \leq S \geq 0\} \quad (1)$$

where S is the total number of CSPs and $|\mathcal{S}_m|$ denotes the cardinality of \mathcal{S}_m . $|\mathcal{S}_m| = 0$ describes the case where the IoT device k is outside of the coverage area of all CSPs. In this case this IoT device is excluded from further consideration by the IoT-Hub. The matrix that defines each IoT-SP devices and their coverage provider is written as

$$\mathcal{M}_n = \{v_{m,s}\}_{M_n \times S}, \text{ where } v_{m,s} \in \{0, 1\} \text{ and } \quad (2) \\ \forall n = 1, 2, \dots, N.$$

B. Formulation of resource allocation problem

We posit that the BSs are equipped with successive interference cancellers (SIC), which exploit interfering signals structure to mitigate interference. We denote the frequency band of the CSP as W_s Hertz which are divided into N_f orthogonal channels and the bandwidth of each resource block is B . Sub-carrier availability for IoT-SPs in a single time slot is described as $\mathbf{F} = \{f_{i,j}\}_{i \in \mathcal{S}, j \in \mathcal{F}_s}$ where

TABLE I: IoT wireless access technologies.

Technology Parameters	LoRa, SigFox & Weightless etc.	eMTC & NB-IoT	5G-NR
Accessing spectrum	Unlicensed (ISM bands)	Licensed	Licensed
Modulation scheme (Uplink)	OMA	OMA	OMA & NOMA
Operating frequency (min-max)	7.8-500 (KHz)	180-1080 (KHz)	Sub-1GHz, 1-6 GHz
Channel bandwidth	15 (KHz)	200 (KHz)	variable (5 - 400 MHz)
Range (max)	50 (km)	25 (km)	2000 (m)
Throughput	600 (bps)	1 (Mbps)	>100 Mbps
Transmit power (max)	20 (dBm)	23 (dBm)	30 (dBm)

$$f_{i,j} = \begin{cases} 1, & \text{if channel is available} \\ 0, & \text{otherwise.} \end{cases} \quad (3)$$

The subset of a matrix which contain the available channels for lease is defined as $\bar{\mathbf{F}} = \{f_{i,j} \in \mathbf{F} | f_{i,j} \neq 0\}$. Next, we derive the formulae to determine the number of sub-carriers required by the IoT-SPs, using NOMA technique. It is assumed that each sub-carrier can be allocated to J_i IoT devices, where i represents the index for sub-carriers such as $i = \{1, 2, \dots, N_f\}$. The signal received by the s th CSP from i th sub-carrier can be represented as y_s^i and defined as:

$$y_s^i = \sqrt{p_1^i} \varrho_1 g_1^i x_1^i + \sqrt{p_2^i} \varrho_2 g_2^i x_2^i + \dots + \sqrt{p_{J_i}^i} \varrho_{J_i} g_{J_i}^i x_{J_i}^i + z^i \quad (4)$$

where the variable x_j^i denotes the symbols transmitted from j th IoT device to s th CSP, $j = \{1, 2, \dots, J\}$. p_j^i is the transmit power of the signal transmitted by j th IoT device on i th sub-carrier. ϱ_j represents the joint effect of path loss and shadowing between the j th IoT device and s th CSP. g_j^i is the small scale fading coefficients for the link between j th IoT device and s th CSP. z^i is the additive white Gaussian noise (AWGN) for the i th sub-carrier. Consider \mathbf{Y} represents the symbols received from all N_f sub-carriers, which is defined as $\mathbf{Y} = \{\mathbf{y}^1, \mathbf{y}^2, \dots, \mathbf{y}^{N_f}\}$. NOMA is a technique to realize multiple access by utilising power domain in a spectrally efficient way and can serve multiple IoT devices in the same sub-carrier. This can be achieved by allocating different power levels to different IoT devices [24]–[27]. Consider J_i IoT devices are expected to transmit data on the i th sub-carrier.

Consider that G_j denotes the channel coefficient vector of j th IoT device at sub-carrier i , which includes distance dependent loss, shadowing loss, and instantaneous fading coefficients and assume $|G_1| \leq |G_2| \leq \dots \leq |G_{J_i}|$ for J_i IoT devices [28]. The CSP superimposes the IoT devices data by allocating the corresponding power levels, p_j , where it represents the power level for j th IoT device. Moreover, the CSP is expected to allocate more power to the IoT-devices which are experiencing poor channel conditions i.e., $p_1 \geq p_2 \geq \dots \geq p_{J_i}$ and $p_1^2 + p_2^2 + \dots + p_{J_i}^2 = 1$ if $|G_1| \leq |G_2| \leq \dots \leq |G_{J_i}|$. The optimal order for decoding is in the order of the increasing channel gain, normalized by the noise and inter-cell interference power. Based on this order, the CSP decodes the signals from any of the J_i IoT

TABLE II: Key symbols and definitions

Symbols	Definitions
N	Number of IoT service providers (SP)
M	Number of IoT devices
M_n	Number of IoTs devices belong to the n th IoT-SP
S	The total number of cellular service provides (CSP)
S'	Set of CSPs which can support one or more IoT devices
S_m	Set of CSPs that can cover the m th IoT device
N_f	Number of orthogonal channels
ϱ	Path loss and shadowing
g	Small scale fading coefficient
G	Channel coefficient vector
\mathbf{F}	Sub-carrier available for IoT-SPs in a single time slot
$\bar{\mathbf{F}}$	Sub-carrier available for each IoT-SP in a single time slot
\mathbf{b}	The account balance of each participant

devices. The throughput that is expected to be achieved on sub-carrier i denoted as $U_j^i(\mathbf{p})$ and expressed in equation (5). Where $\mathbf{p} \in \mathbb{R}^{(N_f \cdot J) \times 1}$ represents the transmission power. μ_j is a non-negative constant that represents the priorities of the J th IoT device in resource allocation i.e. $0 \leq \mu_j \leq 1$. Consider for j th IoT device $G_j^i = \frac{\varrho_j |g_j^i|}{\sigma^2}$, then the equation in (5) can be written as equation (6).

The total achievable throughput from N_f sub-carriers can be denoted as \mathbf{U} and defined as

$$\mathbf{U} = \sum_{i=1}^{N_f} \sum_{j=1}^{J_i} U_j^i(\mathbf{p}) \quad (7)$$

Lets assume the required throughput by the n th IoT-SP is U_{req}^n . Based on equation (7), each IoT-SP computes the required number of sub-carriers to achieve a desired QoS in a form of throughput using Algorithm 1. The steps the CSPs takes to provide connectivity to IoT devices and to find the combination of CSPs that can accommodate all IoT devices with minimum power or cost are described as follow.

Firstly, the IoT-Hub quantifies all the CSPs which could provide access to one or more IoT devices to form the vector $S' \subseteq S$ subject to constraints of the form

$$(C_1) : d_{ms} \leq d'_n, d_{ms} \in \mathbb{R}_+ \quad (8)$$

$$(C_2) : p_{ms} \leq p'_s, \forall m = \{1, 2, \dots, M\} \quad (9)$$

$$\begin{aligned}
U_j^i(\mathbf{p}) = & \mu_1 \log_2 \left(1 + \frac{\frac{\varrho_1 |g_1^i|^i p_1^i}{\sigma^2}}{\sum_{k=k+1}^J \frac{\varrho_k |g_k^i|^i p_k^i + \sigma^2}{} \right) + \mu_2 \log_2 \left(1 + \frac{\frac{\varrho_2 |g_2^i|^i p_2^i}{\sigma^2}}{\sum_{k=k+2}^J \frac{\varrho_k |g_k^i|^i p_k^i + \sigma^2}{} \right) + \dots \\
& + \mu_{J-1} \log_2 \left(1 + \frac{\frac{\varrho_{J-1} |g_{J-1}^i|^i p_{J-1}^i}{\sigma^2}}{\sum_{k=J-1}^J \frac{\varrho_k |g_k^i|^i p_k^i + \sigma^2}{} \right) + \mu_J \log_2 \left(1 + \frac{\frac{\varrho_J |g_J^i|^i p_J^i}{\sigma^2}}{\sigma^2} \right), \quad \forall j = 1, 2, \dots, J.
\end{aligned} \tag{5}$$

$$\begin{aligned}
U_j^i(\mathbf{p}) = & \mu_1 \log_2 \left(1 + \frac{G_1^i p_1^i}{\sum_{k=k+1}^J G_k^i p_k^i + \sigma^2} \right) + \mu_2 \log_2 \left(1 + \frac{G_2^i p_2^i}{\sum_{k=k+2}^J G_k^i p_k^i + \sigma^2} \right) + \dots \\
& + \mu_{J-1} \log_2 \left(1 + \frac{G_{J-1}^i p_{J-1}^i}{\sum_{k=J-1}^J G_k^i p_k^i + \sigma^2} \right) + \mu_J \log_2 \left(1 + \frac{G_J^i p_J^i}{\sigma^2} \right), \quad \forall j = 1, 2, \dots, J.
\end{aligned} \tag{6}$$

where d_{ms} represents the distance between the m th IoT device and the s th CSP and d'_n is the distance threshold set by the n th IoT-SP. p'_{ms} is the s th maximum allowed power for m th IoT device, imposed by the CSPs and p'_n is the IoT-SP maximum supported power, this is important in 5G networks, supporting a wide range of radio frequencies, operating under various power restrictions to mitigate interference. Next, we find the combinations of CSPs which can accommodate all the IoT devices in the coverage area, enabling the IoT-SPs to identify the CSPs which will be used to provide connectivity. Let $h_{S \times M_n} \in \{0, 1\}$, where the value 1 represents the coverage provided by the s th CSP to the $\hat{m} \in \mathcal{M}_n$ IoT device and 0 otherwise. Mathematically the set is given by

$$\left\{ \begin{array}{ll} l, & \text{if } \prod_{\hat{m}=1}^{M_n} h_{l, \hat{m}} \neq 0 \\ \{l, k\}, \text{ where we let } l \neq \hat{m}, & \text{if } \prod_{\hat{m}=1}^{M_n} \sum_{l,k} h \neq 0, \\ & \forall l, k \in \mathcal{S}' \\ \vdots & \vdots \\ \{l, k, \dots, S'\} & \text{if } \prod_{\hat{m}=1}^{M_n} \sum_{l,k,\dots,S'} h \neq 0, \\ & \forall l, k, \dots, S' \in \mathcal{S}' \\ \phi, & \text{otherwise} \end{array} \right. \tag{10}$$

where $\{l, k, \dots, S'\} \subseteq \mathcal{S}'$ represents the CSPs that can provide coverage to IoT devices of n th IoT-SP, and ϕ is an empty set.

To derive the optimal allocation strategy, we formulate an optimization problem, which minimizes the cost of radio resources, expressed as

$$(\mathcal{P}) : \quad \min \sum_{k=1}^C \mathcal{S}'(k) \tag{11}$$

subject to

$$(\mathcal{C}_1) : d_{\hat{m}s} = \min\{\mathbf{d}_{\hat{m}s}\}, \forall \hat{m} = \{1, 2, \dots, M_n\}, \tag{12}$$

$$s = \{1, 2, \dots, S\}$$

$$(\mathcal{C}_2) : p_{\hat{m},n} \leq p'_n, \forall n = \{1, 2, \dots, N\}, \tag{13}$$

(IoT-SP maximum supported power)

The constraint \mathcal{C}_2 in (\mathcal{P}) enforces the IoT-Hub to consider

spectrum resources with allowable transmit power, as set by the CSP.

Algorithm 1 illustrates the steps to compute the required number of sub-carriers for one IoT-SP. It calculates the achievable throughput U_{ach}^n , using Equation (7), considering IoT devices with data to transmit, and in contrast with the required throughput. If the required throughput is not achievable with the available resources, additional sub-carriers are added to fulfill the throughput demand. This is to eliminate packet loss due to interference and fading, requiring retransmission of data and additional time and power which is impractical in real-world deployments. The algorithm starts with measuring the distance between each IoT device and the BSs, updating the vector \mathcal{M}_n (Algorithm 1: Line 1–5). Clustering of IoT devices based on distance, taking into account the maximum number of devices in a cluster, V , is performed to obtain C , using k -means clustering (Algorithm 1: Line 6–12). Based on the number of devices and required QoS, we compute the required number of sub-carrier for each cluster, given in $\mathcal{S}(k)$ (Algorithm 1: Line 14–24). The total number of required sub-carrier is then given by $\mathcal{D}_s = \sum_{k=1}^C \mathcal{S}(k)$, where C is the total number of clusters (Algorithm 1: Output).

IV. DYNAMIC SPECTRUM ALLOCATION

A. Charging scheme

Algorithm 1 computes the total number of required sub-carriers, \mathcal{D}_s , to meet throughput demand of the IoT devices. Using dynamic spectrum sharing, the IoT-SPs attempt to obtain resources from the CSPs based on overlay spectrum sharing technique. The problem of dynamic spectrum sharing (DSS) is addressed by researchers using auctions. The importance of auctions in DSS has generated many methodological papers on auction models and mechanisms as discussed in Section II. Many standard auction models and formats provide reasonable structure to solve the decision making problem of the service providers. In this paper we use the classical second-price auction (SPA) where the winner of the auction, usually pays a price linked to the second-highest bid for the object on lease. As such, the highest bidder wins the auction, but the price is determined by a special hybrid pricing rule, where the winner pays the smaller of either her bid or the

Algorithm 1: Pseudocode for NOMA based IoT device clustering and calculation of the required number of sub-carriers.

Input: N : The number of IoT devices,
 \bar{F} : available channels,
 U_{req}^n : total required throughput,
 U_{ach}^n : achieved throughput, $\hat{\mathcal{R}}_n \in \{\phi\}$.
 $\mathcal{M}_n \in \{1, 2, \dots, M_n\}$, $\mathcal{R}_n \in \{r_1, r_2, \dots, r_n\}$.

Output: $\mathcal{D}_s = \sum_{k=1}^C \mathcal{S}(k)$ %
total number of required sub-carrier

```

1 for all  $i \leftarrow 1 : M_n$  do
2    $r_i = \min\{\mathcal{R}_n\}$ 
3    $\hat{\mathcal{R}}_n \leftarrow r_i$ 
4   Based on  $\hat{\mathcal{R}}_n$ , sort all the IoT devices in  $\mathcal{M}_n$ 
5 return  $\mathcal{M}_n$ 
6 for all  $j \leftarrow 1 : V$  do
7    $l = j \times C$ 
8   if  $l \leq M^n$  then
9      $C_{ji} = \{(C \times (j-1)) + 1, (C \times (j-1)) + 2, \dots, C \times v\}$ 
      assigning IoT devices to the clusters
       $\{1, 2, \dots, C\}$ .
10    else
11      $C_{ji} = \{(C \times (j-1)) + 1, (C \times (j-1)) + 2, \dots, M^n\}$ 
      assigning IoT devices to the clusters
       $\{1, 2, \dots, M^n - (C \times (j-1))\}$ .
12 return  $C$ 
13  $\mathcal{U}_{req} = \{U_{req}(1), U_{req}(2), \dots, U_{req}(C)\}$ 
14 for all  $k \leftarrow 1 : C$  do
15   remaining IoT devices =  $C(k)$ 
16   while remaining IoT devices > 0 do
17     while  $\mathcal{U}_{ach}(k) \leq \mathcal{U}_{req}(k)$  do
18       calculate  $\mathcal{U}_{ach}(k)$  using equation (7) where
         $N \leq \lambda_N$  and  $U \leq \lambda_U$ .
19       remaining IoT devices = Remaining IoT
        Devices - 1
20        $\mathcal{U}_{req}(k) = \mathcal{U}_{req}(k) - \mathcal{U}_{ach}(k)$ 
21       required number of sub-carrier = required
        number of sub-carrier + 1
22       if remaining IoT devices > 0 then
23         remaining IoT devices = remaining IoT
          devices + 1
24   return  $\mathcal{S}(k)$  = required number of sub-carrier for
        cluster  $k$ 

```

second-highest bid. In the following section we provide rules of entering auctions.

B. Entering an auction problem

Definition 1. Network slicing is an end-to-end realization, covering all network segments including radio networks, wire access, core, transport and edge networks. In this paper we address the radio segment of the network slices – radio resource slicing – where radio resources are represented in a set of slices $N = \{Slice1, Slice2, Slice3\}$

The IoT-Hub selects the appropriate set of radio resource slices for allocation to clusters in the BS's coverage.

CSPs announce information related to auction opening and details on the available resources for lease. The minimum asking price P_m which is set so that bids must exceed the value of P_m , is announced at the beginning of the j th trade window where $j \in \{1, 2, \dots, I\}$ and I denotes the total number of trading windows. Based on distributions of IoT-SP valuations, the total expected revenue of the CSP is maximized by a SPA with minimum asking price. The prior distributions of IoT-SP valuations come from past empirical data. The discussion on how much data is necessary and sufficient to guarantee near-optimal expected revenue to the CSPs or IoT-SPs is beyond the scope of this paper.

Next, we present a decision rule the IoT-SPs use to establish whether entering the auction is required. Suppose $z_{i,j}$ denote the state of a i th IoT-SP at the beginning of the j th trading window; $z_{i,j} = 0$ or 1 refers to the IoT-SP with data to transfer or not, respectively. Let $a_{i,j} = 0$ refers to the case where the required resources by the i th IoT-SP (which is computed using Algorithm 1) is smaller than the resources announced by the CSPs at the j th trade window and $a_{i,j} = 1$ otherwise. Suppose $t_{i,j}$ denote the decision to enter an auction, i.e. $t_{i,j} = 1$ means the i th IoT-SP decides to enter an auction and $t_{i,j} = 0$ represents the decision not entering an auction. The binary rule can be written as

$$t_{i,j} = \begin{cases} 1, & \text{if } \left[\left(1 - \prod_{j=1}^I z_{i,j}\right) \left(1 - \prod_{j=1}^I a_{i,j}\right) = 1 \right] \text{ and } P(i) > P_m \\ 0, & \text{otherwise.} \end{cases} \quad (14)$$

From the above formulation, it can be found that if the IoT-SP valuation of the spectrum resources, $P(i)$, of the sub-carriers being auctioned is less than the minimum asking price, P_m , then not entering the bidding is the optimum decision.

C. Rules of entering an auction

An IoT-SP may enter the bidding round once the auction has started within the time duration t_x . Once the time is elapsed, new IoT-SP are not allowed to place bids. Furthermore, the owner of the sub-carriers, the incumbent CSP, may decide to limit the number of bidders to minimize the time spent on deciding the winner of the auction and to avoid crashing or entering infinite loops. This is achieved by setting a threshold value, N_{ns} , which represent the maximum number of bidders allowed in one auction. To guarantee efficient usage of spectrum, a minimum number of participant in an auction is not considered.

IoT-SPs who want to place a bid, submit their requests to the auction handler, where requests are registered and all the available RBs from one or more CSPs are found. If a request has not been received earlier in the round, before the time t_x is up, then the request is added giving that the maximum number of bids is not exceeded. IoT-SP violating the rules of bidding are charged and blocked from subsequent auctions.

The auction in Algorithm 2 (Line 17–31) where the highest bidder wins and pays the second-highest bid incentivize IoT-SPs to place their bids based on their true evaluation of the

resources traded in the auction. The case where two or more IoT-SPs submit equal winning bids is resolved by a random selection from the set of winners. Here, the winner pays the full value of the bid, P_b , since in the event of a tie the first-place and second-place bids are equal. Algorithm 2 determines an optimal real-time allocation and pricing of sub-carriers to the winning IoT-SP. SPA is a standard auction, however, the novelty of the algorithm is that the bids of each IoT-SP are based on their exact required number of sub-carriers, which are computed using Algorithm 1.

Once an auction is complete, the winner is allowed to use the auctioned sub-carriers for the specified time and within the area boundaries. This approach simplifies the mechanisms within the spectrum market, allowing supply and demand between CSP and IoT-SPs and facilitating transactions.

D. IoT-SP account balance and modeling of incentives

To limit IoT-SP from breaching the rules or abandoning the auction, the CSP is modeled to hold a monetary account of each IoT-SP participant. We denote the account balance of each IoT-SP as $\mathbf{b} = \{b_1, b_2, \dots, b_N\}$. Also, IoT-SPs whose account value are below a certain threshold (e.g., $b_i < b_m$), their bids are blocked from entering the auction. The IoT-SPs may withdraw money from their respective accounts at anytime but not during an auction they entered. Modeling the account balance in the auction is important, since it captures and removes the IoT-SP which are considered high risk. This process has advantages over, for example, making a payment on ad-hoc basis using bank transactions where it can be time consuming because every transaction must be approved through processor before IoT devices are able to transmit data over the radio spectrum. Advanced transactions between the IoT-SP to the CSP could be processed off-line to expedite payments between them, and provide cover against aborting IoT-SPs. In addition, the system offers the advantage of requiring a single transaction for one sum, used for multiple purchases, depending on the size of the account balance. Similar systems exists, such as prepaid cards.

Moreover, we present an incentive scheme for rewarding (positive incentive) or penalizing (negative incentive) IoT-SPs for cooperating with CSPs (such as giving access to available leased spectrum in peak hours) or violating operational rules (such as out-of-band spectrum and interference violation [29]) respectively. We assume that the CSP define a set of rules, prior to auction commencement, rules can be defined as $\{z_i | i = 1, 2, \dots, \Upsilon\}$. If the CSP has identified a particular cooperation or violation for a rule z_i , it rewards or penalizes based on the magnitude of the perceived cooperation or violation. Cooperation or violation of a particular rule by the IoT-SP will result in activation of rewards or penalties $\gamma_i \in (-1, 0, 1)$, which are credited to IoT-SPs by the CSP or payable by the IoT-SPs to the CSP at the end of the lease period. γ_i can be defined by the rule

$$\gamma_i = \begin{cases} 1, & \text{when IoT-SP cooperate} \\ -1, & \text{when rules are violated} \\ 0, & \text{otherwise} \end{cases} \quad (15)$$

Algorithm 2: Matching the requirement of RBs/Network slices, which are available from the CSPs and defining second price auction.

Input: N' : number of bidders,
 P_m : minimum asking price,
 $\mathbf{b} \in \{b_1, b_2, \dots, b_{N'}\}$: account balance for each bidder,
 t_x : time duration of the auction.
Define: P_s : second-best price, P_b : best price,
 $P(i)$: price paid by i th bidder,
 N_{ns} : number of network slices.

```

1 for  $k = 1 \leftarrow N_{ns}$  do
2    $C_{ns} = \frac{n!}{k!(n-k)!}$ ,  $\mathbf{n} = \{1, 2, \dots, N_{ns}\}$ 
3   define  $\mathbf{C}_x$  from  $\mathbf{s}$  with respect to the combinations
   in  $\mathbf{C}_{ns}$ 
4    $\mathbf{c}_i = \sum_j \mathbf{C}_x^{ij}$ ,  $i = 1, 2, \dots$ , number of rows of  $\mathbf{C}_{ns}$ 
5    $\mathbf{v}_i = \mathbf{c}_i - \mathcal{D}_s$ 
6   if  $\sum \mathbf{v}_i \geq 0$  (% all values in  $\mathbf{v}_i$  are +ive) then
7      $\hat{\mathcal{D}}_s = \min\{\mathbf{v}_i\} + \mathcal{D}_s$ 
8   else if  $\sum \mathbf{v}_i < 0$  (% all values in  $\mathbf{v}_i$  are -ive)
   then
9      $\hat{\mathcal{D}}_s = \max\{\mathbf{v}_i\} + \mathcal{D}_s$ 
10  else if (% $\mathbf{v}_i$  consists of +ive and -ive values)
   then
11    for  $l=1:J$  do
12      if  $\mathbf{v}_i(l) > 0$  then
13         $\hat{\mathbf{v}}_i(l) = \mathbf{v}_i(l)$ 
14       $\hat{\mathcal{D}}_s = \min\{\hat{\mathbf{v}}_i\} + \mathcal{D}_s$ 
15   $\mathcal{D} = \mathcal{D}_s + \hat{\mathcal{D}}_s$ 
16 next we model the auction mechanism according to the
   second best price auction with incentives and privacy
17  $b_i = b_i - \Gamma$ 
18 while  $t_x \neq 0$  do
19   for  $i = 1 \leftarrow N'$  do
20      $P_b = P_m$ 
21     if  $b_i \geq b_m$  (% check account balance) then
22       if  $(P(i) > P_b)$  and  $(P(i) \geq P_m)$  then
23          $P_s = P_b$ 
24          $P_b = P(i)$ 
25         winner =  $i$ 
26       else if  $P(i) > P_s$  then
27          $P_s = P(i)$ 
28   if privacy = 1 then
29      $b_i = b_i - (P_s + P_p)$ 
30   else
31      $b_i = b_i - P_s$ 
32 calculate  $\Gamma$  using equation (15) and (16)
33 return

```

where $i \in \{1, 2, \dots, N'\}$ and N' is the number of CSPs participating in auction. The reward of cooperation and cost of violating the rules are defined as the set $\{\zeta_i^+ | i = 1, 2, \dots, v^+\}$ and $\{\zeta_i^- | i = 1, 2, \dots, v^-\}$ respectively. Hence, when the CSP detects a cooperation or violation, it measures the total incentives, Γ , and assigns these incentives to the IoT-SP. The total incentives can be calculated as

$$\Gamma = \sum_{i=1}^X (\zeta_i^+ \gamma_i + \zeta_i^- \gamma_i). \quad (16)$$

As the incentives added is proportional to the number of rules cooperated or violated by the IoT-SP, the total incentives for an IoT-SP will be proportional to number of rules cooperated or violated. The incentives assigned to a particular IoT-SP are credited or deducted from their respective account as discussed in the previous section. However, if the total negative incentive is higher than the positive incentive plus the balance of the IoT-SP (i.e. an inequality $\Gamma^- > (b_i + \Gamma^+)$), the IoT-SP is not allowed to enter subsequent auctions unless the full negative incentives are cleared.

In this formalization the total payment, $(P_s + \Gamma)$, is paid to the CSP, depending on whether a violation has occurred. After each time window, the balance of all involved IoT-SPs are updated in two steps, subtracting incentives Γ from the balance b_i and storing the updated balance in association with the IoT-SP. The new balance can be computed as $[b_i = b_i - \Gamma]$. b_i is the open inventory of the i th IoT-SP which is the monetary balance of the account that the i th IoT-SP has on hand at the beginning of a trade window or prior to entering an auction.

There is a possibility that CSPs may violate the rules by applying excessive charges that do not reflect the true cost of spectrum utility and/or by favoring particular IoT-SPs over others unfairly. In infrastructure-based networks, this can be halted by trusted monitoring governmental organization or by assigning a third-party to observe the process and to guarantee fair charging, preventing abuse of service provisioning.

E. Privacy

Prior to placing bids the only information available to the IoT-SPs is details of sub-carriers being offered for lease along with the lease time and the maximum number of bidders allowed. The latter can provide an indication to the IoT-SPs on the probability of winning an auction to determine whether to enter an auction. In addition, the proposed scheme achieves a degree of privacy by limiting access to information on the IoT-SPs involved. Although it is pivotal to inform auction participants of the outcome, privacy can still be protected by keeping the participant and the winner anonymous. The IoT-SPs is informed of the auction outcome, but without information linking to the identity of the IoT-SP. This can be achieved by assigning a new random identity code to each IoT-SP to keep them from being identified.

Remark 1. *While we do not explicitly model communication, sending and receiving control data including bidding, updating account balance and all other related communications between the IoT-SP and CSP can be made using wired communications via internet, which can provide higher stability and*

security to the system. Even though, the proposed dynamic scheme requires careful implementation, especially for large-scale networks, supporting massive MTC, it remains practical on the grounds of computational and cost efficiency.

V. ALLOCATION AND MOBILITY MANAGEMENT

The CSPs allocates channels to IoT devices and assigns a QoS Flow ID (QFI) to each IoT-device. The QFI and session establishment remains fixed throughout the lifetime of the trade window, assuming connection stays active and without failure or detachment from the BS. Thereafter, for every event in the cell, such as when IoT devices join or leave a cell, a set of procedure should be executed. Events in the network may or may not induce the need for deploying additional resources. Resources are only required when the number of active users in the cell increases or decrease. When the number of users entering the cell equals the number of users leaving at a given time, then the existing resources will only be redistributed according to the new distribution of the IoT devices in the cell. And in the case where the modulation scheme NOMA is considered, the BS rearranges the clusters to ensure devices are supported with the resources sufficient to provide their required data rate. For some events, however, it is not necessary that all clusters need to be rearranged to accommodate the changes in the cell. For example, if an IoT device enters the cell in a location which can be added to a cluster, without significantly degrading the data rate to the existing IoT devices in the same cluster, then adjustments are only required in that cluster, leaving other clusters unchanged.

Due to the large number of cells in 5G networks in contrast with earlier cellular networks, to improve mobility and handover, Secondary Cells (SCells) can be configured to form together with the Primary Cell (PCell) a set of serving cells. The configured set of serving cells for a an IoT device therefore should always consists of one PCell and one or more SCells [30]. As such, when an IoT device enters the cell from a neighboring one in which the IoT device is pre-configured to a new cell as its SCell, the IoT device should have been considered in previous allocation and does not have an impact on the clustering.

Events such as connection failure and users moving from inactive (disconnected) state to active (connected) (or from active/connected to inactive/disconnected state) should also be treated as part of the mobility. Modification procedures to other IoT devices in the associated cluster will also take place when an event of this nature occurs. Such events need to be handled autonomously and with minimum interruption to the network resource allocation. Algorithm 3 is developed to accommodate IoT device mobility challenges in NOMA.

We denote by λ_q the maximum data rate that can be handled by a cluster. And if this threshold is exceeded then the BS could deploy additional channels to that cluster following the procedure in Algorithm 3.

VI. RESULTS AND ANALYSIS

This section demonstrates the performance analysis of the proposed NOMA based resource allocation framework which

Algorithm 3: Mobility Management.

Input:

$x_{[enter]}$: The number of IoT devices entering from neighboring cell.

$x_{[leave]}$: The number of IoT devices leaving the cell.

$x_{[active]}$: The number of IoT devices becoming active.

$x_{[inactive]}$: The number of IoT devices becoming inactive.

t_d : The time duration, t_i : The time instant within t_d , λ_q : The QoS threshold.

```

1  while  $t_i \leq t_d$  do
2       $\epsilon \leftarrow \frac{(\sum x_{[enter]} + \sum x_{[active]})}{(\sum x_{[leave]} + \sum x_{[inactive]})}$ 
3      if  $\epsilon > 1$  then
4          if  $QoS \leq \lambda_q$  then
5              Compute  $\mathcal{S}(k)$  from Algorithm 1, step:
6                  14 to 1
7                  if  $D_s > D$  then
8                      get RBs using Algorithm 2
9                  else
10                     assign additional required RBs
11             else
12                 no additional RBs are required
13         else if  $\epsilon \leq 1$  then
14             no additional RBs are required
15     return

```

is expected to facilitate the IoT-SP to calculate the required number of resource blocks that can meet their throughput demand and seamless acquisition of resource blocks from CSPs through proposed second-price auction. Moreover, we investigate the performance of the proposed solution and outline the merits of our framework compared to related work from the literature.

A. Scenario

Consider a cellular network covered by n_{BS} BSs, where each BS belong to one CSP. The devices which belong to N IoT-SPs seek to transmit data to their designated servers/cloud. However, the devices need to have access to the BSs to enable uplink data transmission. To transmit the data to BSs, the IoT provider pays the CSPs in a form of monetary according to the amount of spectrum required to transmit the data and the time this spectrum is occupied by the IoT devices as discussed in Section IV-D.

B. Performance Analysis

To demonstrate the effectiveness of the proposed framework, an IoT network model is simulated. The proposed framework is analyzed in terms of average system throughput, required number of resource blocks and incurred cost of resource allocations.

TABLE III: Simulation parameters and their values

Parameter	Value
Max Transmit Power ($T_{x_{max}}$)	30 dBm
Bandwidth (B)	1 Hz
Path Loss and Shadowing (ρ)	4
Small Scale Fading Coefficient (g)	1
σ^2	0.5 dBm/Hz

1) *Impact of clustering on IoT devices data rate demand and sub-carrier requirements:* The performance of the proposed framework is analyzed with average system throughput and different cluster sizes. The average system throughput is calculated using equation (6), where it is assumed that one resource block is assigned to each cluster. It is observed that reducing cluster sizes using NOMA gains significant average system throughput as shown in Fig. 2 and 3, but it will require additional resource blocks to achieve the targeted throughput demand as shown in Fig. 4 and 5. It can be found from Fig. 2 that providing services to 100 devices with 10 devices in each cluster, the maximum achievable average throughput is 46.33 bits/s/Hz. However reducing the cluster size to 5, 4, 3 and 2 will increase the average achievable throughput by 69%, 100%, 154% and 250% but with additional resource block of 100%, 150%, 230% and 500% respectively. Similarly, it is shown in Fig. 3 that with maximum allowable transmit power of 30dBm and providing services to 100 devices with cluster size 10, the maximum achievable average throughput is 61 bits/s/Hz. Reducing the cluster size to 5, 4, 3 and 2 will increase the average achievable throughput by 73%, 106%, 160% and 259% but with additional resource block of 100%, 150%, 230% and 500% respectively.

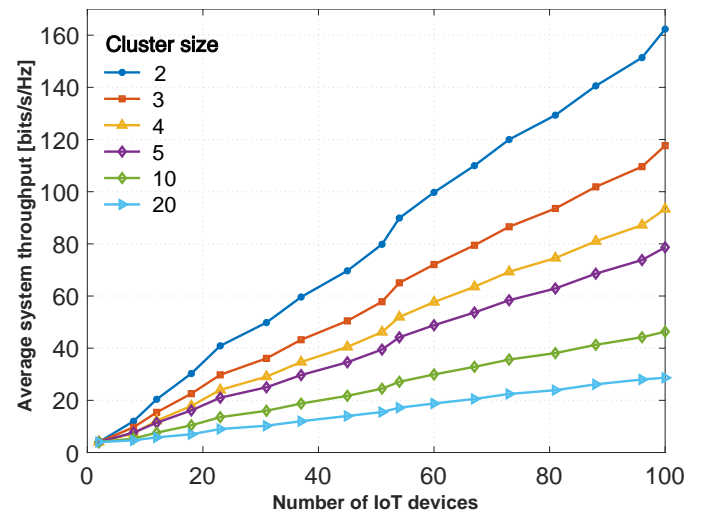


Fig. 2: Average cell throughput with varied cluster size using NOMA for maximum transmit power = 27 dBm.

Fig. 4 and Fig. 5 presents the effect of different cluster sizes on the required number of resource block to guarantee average system throughput. It is observed that increasing cluster size

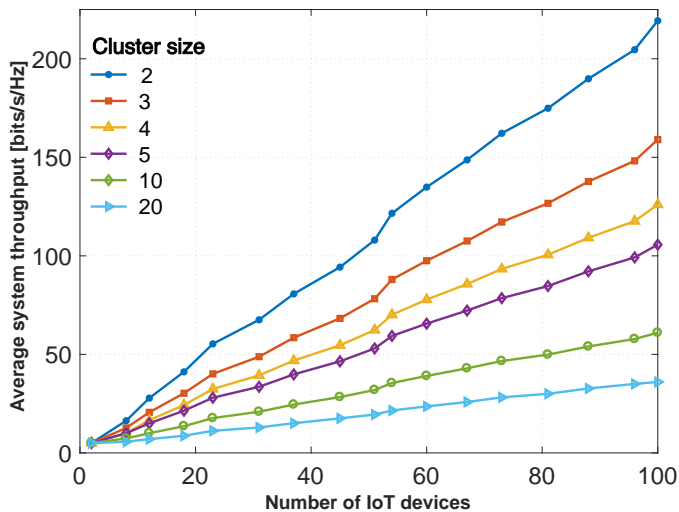


Fig. 3: Average cell throughput with varied cluster size using NOMA for maximum transmit power = 30 dBm.

reduces the number of sub-carrier requirements, however, power management at such scale is difficult and could result in higher bit error rate (BER). It is found that to serve high number of IoT devices, it is not always cost effective to have smaller cluster size. As shown in Fig. 4, to achieve 8 bits/s/Hz of average throughput with cluster size 5, 10, 12 and 14 will require 91, 28, 22 and 20 resource blocks. Similarly it is observed in Fig. 5, to achieve 8 bits/s/Hz of average throughput with cluster size 5, 10, 12 and 14 will require 66, 26, 23 and 20 resource blocks. However, as discussed earlier, higher number of devices in one cluster will result in higher BER and complex power management which will result in poor quality of experience (QoE). Hence, selection of cluster size is important in NOMA to maintain QoE and cost, this will be addressed in the future work.

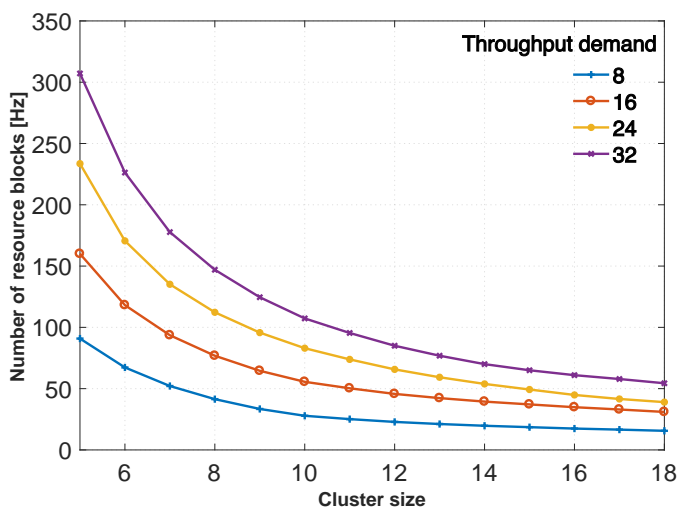


Fig. 4: Required number of resource blocks with varied cluster sizes to guarantee throughput demand [bits/s/Hz] using NOMA for maximum transmit power = 27 dBm.

2) *NOMA vs OMA*: A comparison between the efficiency of NOMA and OMA in respect to sub-carrier demand is

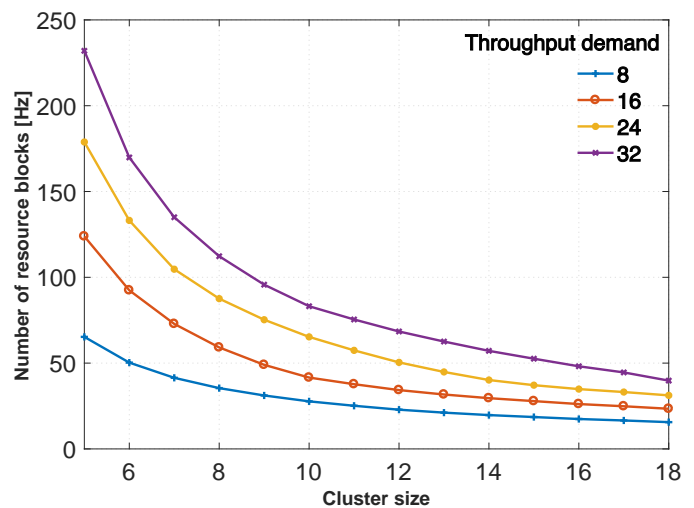


Fig. 5: Required number of resource blocks with varied cluster sizes to guarantee throughput demand [bits/s/Hz] using NOMA for maximum transmit power = 30 dBm.

provided in Fig. 6. Clearly, at lower demands the difference between the two techniques is small, however, as demand grows, NOMA requires less sub-carriers to deliver the same QoS. It is observed from simulation result that to achieve average system throughput of 20 bits/s/Hz, OMA requires 22% and 27% more resource blocks than NOMA requires for cluster size 2 and 3 respectively. Moreover, for achievable average system throughput of 40 bits/s/Hz, OMA requires 23.5% and 16% additional resource blocks for cluster size 2 and 3 respectively.

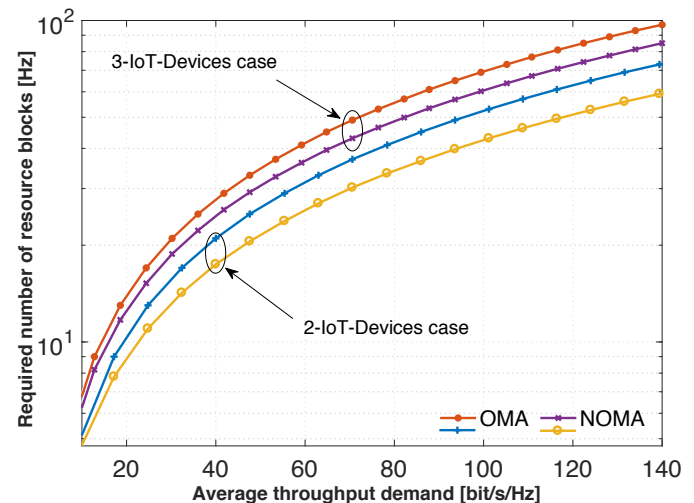


Fig. 6: The number of resource blocks required for NOMA and OMA to guarantee throughput demand

3) *Spectrum acquisition*: In this subsection, the results are presented to estimate the cost of acquiring resource blocks for different application requirements such as Guaranteed Bit Rate (GBR) and Non-GBR. Fig. 7 presents the cost estimation for the acquisition of 60 to 100 % of required resource blocks to meet the targeted throughput demand. Where, the price of each resource block is assumed to be one unit of price.

The Fig. 8 illustrates how IoT service providers may control their spectrum acquisition. For example, for applications where the users required GBR, the IoT-SP may chose to acquire additional resource blocks to facilitate the users with QoE requirements. Similarly, an IoT-SP may acquire less than the required number of resource block for Non-GBR users. The 100% on the X-Axis of Fig. 8 means the IoT-SP gets all the channels it theoretically required to fulfil the throughput demand. 80% means 20% less resource blocks provided for its IoT devices, however in some applications, this can be tolerated and the IoT-SP may save money. We provide a quantification of all these values to improve IoT-SP decisions on channel acquisition strategies. As discussed earlier, the throughput demand may increase due to GBR demand or providing services in an active user area where QoE is also very important and IoT-SP may acquire additional resource blocks to guarantee the QoE. The results in Fig. 8 provides a cost estimation to help the IoT-SP to take decision of resource block acquisition. In Fig. 8c and 8d, the area with “no additional resources available” presents a scenario where no additional resource blocks are available form CSPs.

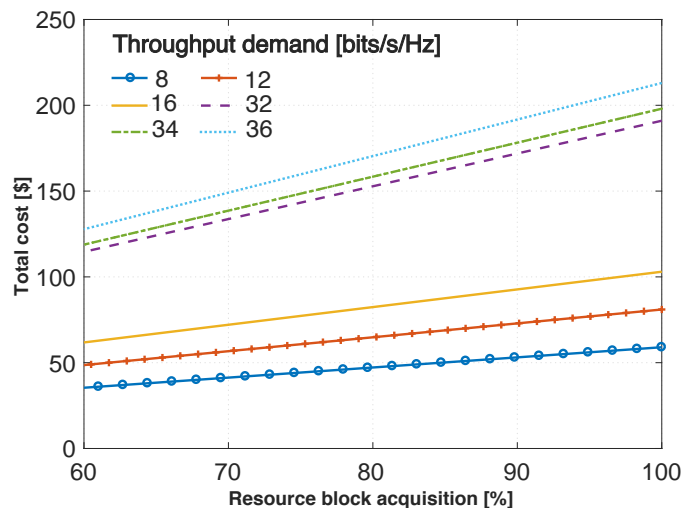


Fig. 7: Cost estimate to acquire required resource blocks to achieve throughput demand.

VII. CONCLUDING REMARKS

We have investigated multi-layer multi-modal radio resource demand and availability anticipation for next generation of cellular networks. In response to anticipated scarcity model, we have proposed a cluster based joint allocation of radio resources to IoT devices active with NOMA. The proposed resource framework has considered a co-operative approach among the CSPs. To enhance the revenue from spectral resource, we have also designed an efficient auction algorithm for subcarriers trading between the IoT-SP and CSP. In addition, performance, through robustness, demand-supply co-ordination as well as cost modeling have been evaluated. The effectiveness of the proposed NOMA scheme and its role to facilitate spectrum borrowing strategies have also been quantified. The proposed framework has a number of advantages from both CSP and IoT-SPs’ perspective. From CSPs’

perspective, the proposed framework provides with a more robust strategies in participating auction enhance revenue as well as allocated radio resources; at the securing payments are controlled by the account balance of the IoT-SPs. Centralized control and implementation of incentive functions (positive and negative incentives) limits IoT-SPs from violating the rules set by the CSPs in having access to radio resources. At the same time, from IoT-SPs perspective, flexibility on the selection of cluster size in NOMA allows to maintain QoE and cost effectiveness of radio resources. For next generation cellular networks’ context, where network slicing will play crucial role to have access to radio resource – the proposed framework offers robust allocation, revenue generation and regulation strategies for both CSP and IoT-SP. In our future work, we are aiming at considering diversity and dynamic behaviour of throughput requirement, user density and link cost affordability measures into consideration to unify multi-layered allocation approach.

REFERENCES

- [1] F. Chiti, D. Di Giacomo, R. Fantacci, L. Pierucci, and C. Carlini, “Optimized narrow-band M2M systems for massive cellular IoT communications,” in *Global Communications Conference (GLOBECOM)*. IEEE, 2016, pp. 1–6.
- [2] J. Britt and S. Zimmerman, “System and method for flow control in an internet of things (IoT) system,” Jun. 15 2017, US Patent App. 14/967,870.
- [3] I. Farris, A. Orsino, L. Militano, M. Nitti, G. Araniti, L. Atzori, and A. Iera, “Federations of connected things for delay-sensitive IoT services in 5G environments,” in *International Conference on Communications (ICC)*. IEEE, 2017, pp. 1–6.
- [4] S. Buzzi, I. Chih-Lin, T. E. Klein, H. V. Poor, C. Yang, and A. Zappone, “A survey of energy-efficient techniques for 5G networks and challenges ahead,” *IEEE Journal on Selected Areas in Communications*, vol. 34, no. 4, pp. 697–709, 2016.
- [5] Z. Ding, X. Lei, G. K. Karagiannidis, R. Schober, J. Yuan, and V. K. Bhargava, “A survey on non-orthogonal multiple access for 5G networks: Research challenges and future trends,” *IEEE Journal on Selected Areas in Communications*, vol. 35, no. 10, pp. 2181–2195, 2017.
- [6] J. G. Andrews, S. Buzzi, W. Choi, S. V. Hanly, A. Lozano, A. C. Soong, and J. C. Zhang, “What will 5G be?” *IEEE Journal on selected areas in communications*, vol. 32, no. 6, pp. 1065–1082, 2014.
- [7] A. Ijaz, L. Zhang, M. Grau, A. Mohamed, S. Vural, A. U. Qaddus, M. A. Imran, C. H. Foh, and R. Tafazolli, “Enabling massive IoT in 5G and beyond systems: Phy radio frame design considerations,” *IEEE Access*, vol. 4, pp. 3322–3339, 2016.
- [8] P. Schulz, M. Matthe, H. Klessig, M. Simsek, G. Fettweis, J. Ansari, S. A. Ashraf, B. Almeroth, J. Voigt, I. Riedel *et al.*, “Latency critical IoT applications in 5G: Perspective on the design of radio interface and network architecture,” *IEEE Communications Magazine*, vol. 55, no. 2, pp. 70–78, 2017.
- [9] M. R. Palattella, M. Dohler, A. Grieco, G. Rizzo, J. Torsner, T. Engel, and L. Ladid, “Internet of things in the 5G era: Enablers, architecture, and business models,” *IEEE Journal on Selected Areas in Communications*, vol. 34, no. 3, pp. 510–527, 2016.
- [10] S.-H. Hsu, C.-H. Lin, C.-Y. Wang, and W.-T. Chen, “Minimizing upload latency for critical tasks in cellular-based IoT networks using multiple relays,” in *International Conference on Communications (ICC)*. IEEE, 2017, pp. 1–7.
- [11] Y. Liu, Z. Ding, M. ElKashlan, and H. V. Poor, “Cooperative non-orthogonal multiple access with simultaneous wireless information and power transfer,” *IEEE Journal on Selected Areas in Communications*, vol. 34, no. 4, pp. 938–953, 2016.
- [12] L. Ericsson, “More than 50 billion connected devices,” *White Paper*, vol. 14, p. 124, 2011.
- [13] A. Kiani and N. Ansari, “Edge computing aware NOMA for 5G networks,” *IEEE Internet of Things Journal*, vol. PP, no. 99, pp. 1–1, 2018.

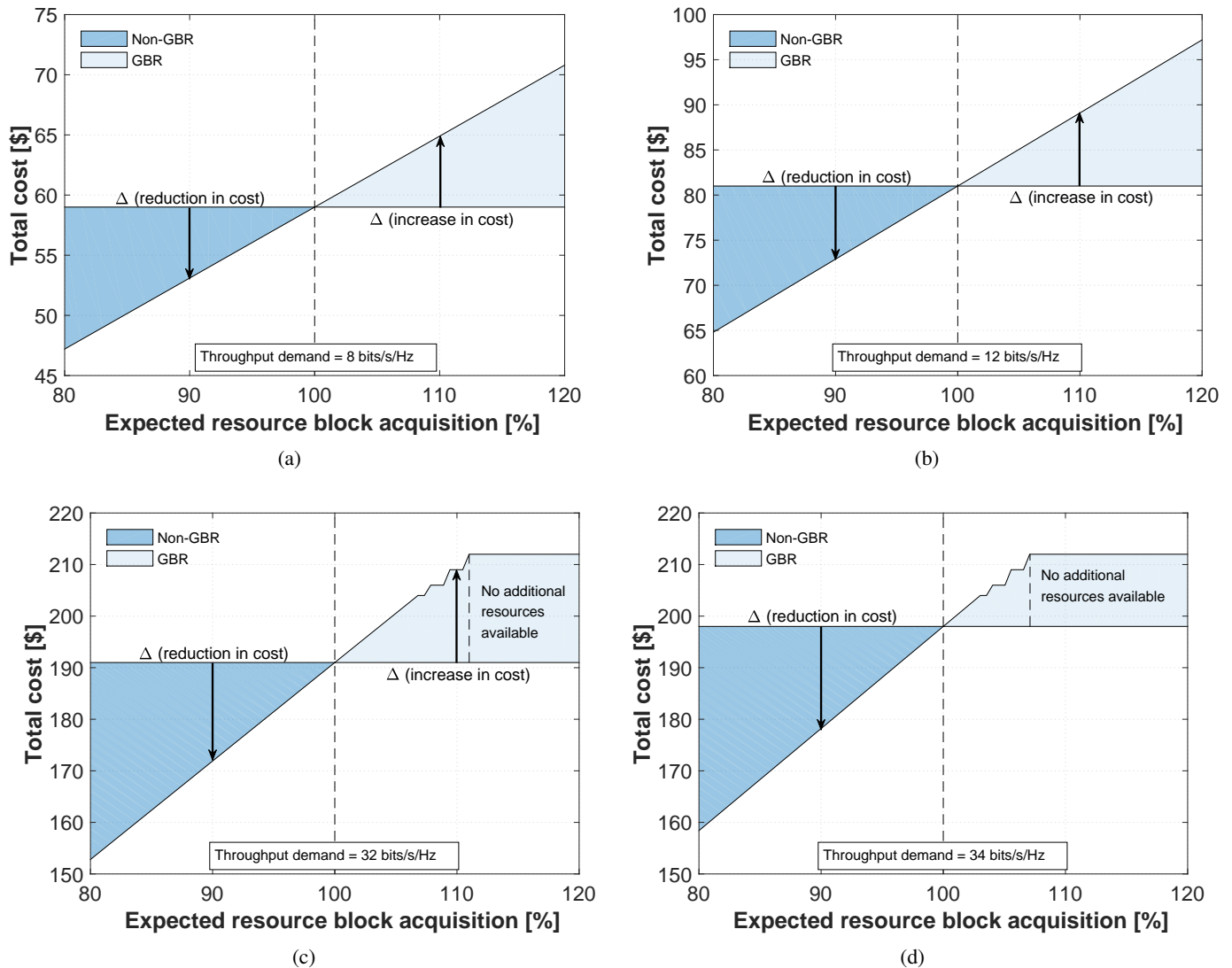


Fig. 8: Cost estimation for expected resource block acquisition to achieve throughput demand (a) 8 bits/s/Hz, (b) 12 bits/s/Hz, (c) 32 bits/s/Hz and (d) 34 bits/s/Hz with guaranteed bit rate (GBR) and non-guaranteed bit rate (Non-GBR)

- [14] A. E. Mostafa, Y. Zhou, and V. W. Wong, "Connectivity maximization for narrowband IoT systems with NOMA," in *International Conference on Communications (ICC)*. IEEE, 2017, pp. 1–6.
- [15] M. Shirvanimoghaddam, M. Dohler, and S. J. Johnson, "Massive non-orthogonal multiple access for cellular IoT: Potentials and limitations," *IEEE Communications Magazine*, vol. 55, no. 9, pp. 55–61, 2017.
- [16] S. R. Islam, N. Avazov, O. A. Dobre, and K.-S. Kwak, "Power-domain non-orthogonal multiple access (NOMA) in 5G systems: Potentials and challenges," *IEEE Communications Surveys & Tutorials*, vol. 19, no. 2, pp. 721–742, 2017.
- [17] M. S. Ali, H. Tabassum, and E. Hossain, "Dynamic user clustering and power allocation for uplink and downlink non-orthogonal multiple access (NOMA) systems," *IEEE Access*, vol. 4, pp. 6325–6343, 2016.
- [18] K. S. Ali, H. Elsayy, A. Chaaban, and M.-S. Alouini, "Non-orthogonal multiple access for large-scale 5G networks: Interference aware design," *IEEE Access*, vol. 5, pp. 21 204–21 216, 2017.
- [19] H. Tabassum, E. Hossain, and J. Hossain, "Modeling and analysis of uplink non-orthogonal multiple access in large-scale cellular networks using poisson cluster processes," *IEEE Transactions on Communications*, vol. 65, no. 8, pp. 3555–3570, 2017.
- [20] N. C. Luong, P. Wang, D. Niyato, Y. Wen, and Z. Han, "Resource management in cloud networking using economic analysis and pricing models: A survey," *IEEE Communications Surveys & Tutorials*, vol. 19, no. 2, pp. 954–1001, 2017.
- [21] X. Chen, L. Xing, T. Qiu, and Z. Li, "An auction-based spectrum leasing mechanism for mobile macro-femtocell networks of IoT," *Sensors*, vol. 17, no. 2, p. 380, 2017.
- [22] S. Misra, S. Das, M. Khatua, and M. S. Obaidat, "QoS-guaranteed bandwidth shifting and redistribution in mobile cloud environment," *IEEE Transactions on Cloud Computing*, vol. 2, no. 2, pp. 181–193, 2014.
- [23] X. Wang, M.-J. Sheng, Y.-Y. Lou, Y.-Y. Shih, and M. Chiang, "Internet of things session management over LTE?balancing signal load, power, and delay," *IEEE Internet of Things Journal*, vol. 3, no. 3, pp. 339–353, 2016.
- [24] Z. Ding, Z. Yang, P. Fan, and H. V. Poor, "On the performance of non-orthogonal multiple access in 5G systems with randomly deployed users," *IEEE Signal Processing Letters*, vol. 21, no. 12, pp. 1501–1505, 2014.
- [25] J. Choi, "Non-orthogonal multiple access in downlink coordinated two-point systems," *IEEE Communications Letters*, vol. 18, no. 2, pp. 313–316, 2014.
- [26] S. Timotheou and I. Krikidis, "Fairness for non-orthogonal multiple access in 5G systems," *IEEE Signal Processing Letters*, vol. 22, no. 10, pp. 1647–1651, 2015.
- [27] J. Choi, "Power allocation for max-sum rate and max-min rate proportional fairness in NOMA," *IEEE Communications Letters*, vol. 20, no. 10, pp. 2055–2058, 2016.
- [28] N. Otao, Y. Kishiyama, and K. Higuchi, "Performance of non-orthogonal access with SIC in cellular downlink using proportional fair-based

- resource allocation,” in *international symposium on Wireless communication systems (ISWCS)*. IEEE, 2012, pp. 476–480.
- [29] W.-Y. Lee and I. F. Akyildiz, “Joint spectrum and power allocation for inter-cell spectrum sharing in cognitive radio networks,” in *3rd IEEE Symposium on New Frontiers in Dynamic Spectrum Access Networks*. IEEE, 2008, pp. 1–12.
- [30] 3GPP TS 38.300 v15.0.0, “NR and NG-RAN overall description; Stage 2 (Release 15),” 2017.